



Re-Order #	Description	Size	Unit
556068	Skil-Care Roll Sheet	46"L x 38"W	Ea.
556070	Skil-Care Roll Sheet	50"L x 42"W	Ea.



Easy to Use

Resident Lateral Transfer

1. Place the Skil-Care Roll Sheet under the resident utilizing the “Log Roll” or similar technique (Fig. 1).
2. Position the Skil-Care Roll Sheet under the resident so that its edge is parallel and just past the resident’s midline (Fig. 2).
3. The bed/gurney which the resident is transferring to should not have a gap greater than 5cm or 2 inches from the bed. Make sure the bed/gurney casters should be locked during transfer and is slightly lower from the surface where the resident is being transferred from. Transfer resident by having one caregiver push on the resident’s shoulder and just below the hip, and the other caregiver lift the resident’s legs (Fig. 3).
4. To eliminate the risk of the resident being transferred off the bed raise the bed rail on the side that is being transferred too or have a caregiver on that side of the bed.



Fig. 1

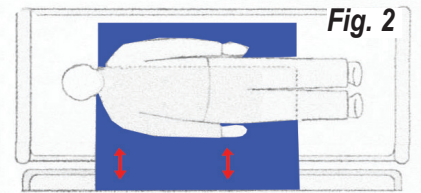


Fig. 2

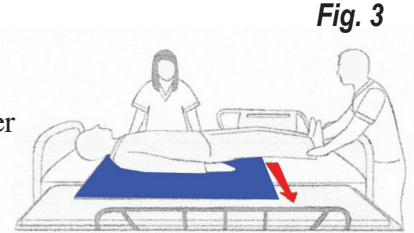


Fig. 3

Resident Repositioning

1. Place the Skil-Care Roll Sheet under the resident utilizing the “Log Roll” or similar technique (Fig. 1).
2. Position the Skil-Care Roll Sheet completely under resident and approximately 12 inches above residents head (Fig. 2).
3. Always make sure the casters on the bed/gurney are locked during the repositioning of the resident. While the resident is lying on their back and if able have them bend their knees and lift their buttocks slightly (Fig. 3). At the same time caregiver should be applying pressure down against residents feet to increase traction. Next, instruct resident to push themselves upward towards headboard. Lower head end of the bed to further assist this procedure if needed.

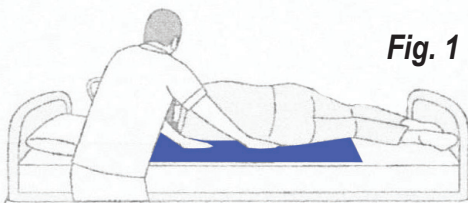


Fig. 1

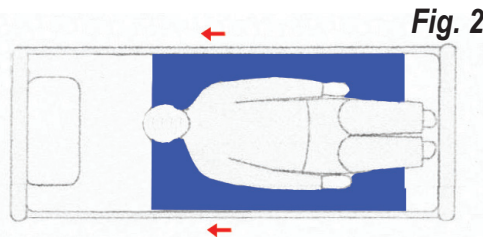


Fig. 2

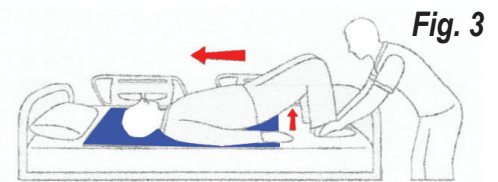


Fig. 3

Caution

- DO NOT leave the Skil-Care Slide Sheet unattended under a resident or on their bed at any time.
- DO NOT use the slide sheets to lift patients. Only use to slide, reposition or transfer patients.
- Patient positioning should be done according to your facility’s patient handling procedures.
- Before each use check the system for signs of wear and replace when necessary.

Easy Care

Skil-Care Roll Sheet can be laundered at temperatures below 82°C, 180°F or wiped clean using a damp cloth.

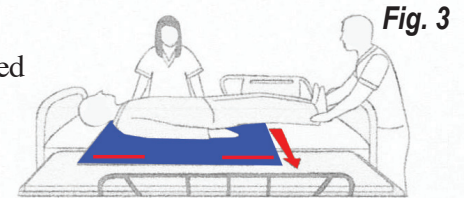
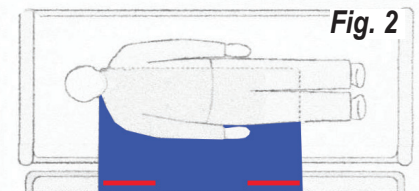
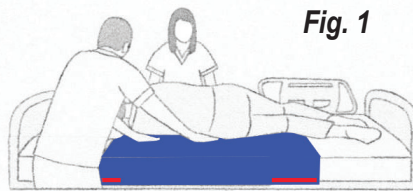


Re-Order #	Description	Size	Unit
556069	Skil-Care Slide Sheet - 300lbs. max.	48"L x 40"W	Ea.

Easy to Use

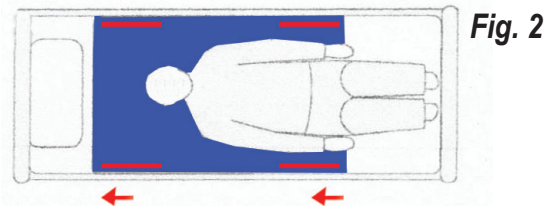
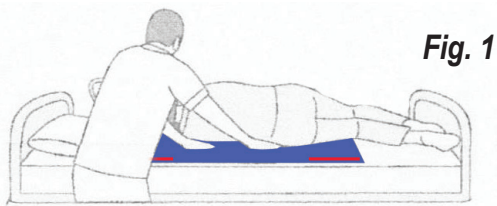
Resident Lateral Transfer

1. Place the Skil-Care Slide Sheet under the resident utilizing the “Log Roll” or similar technique (Fig. 1).
2. Position the Skil-Care Slide Sheet under the resident so that its edge is parallel and just past the resident’s shoulders (Fig. 2).
3. The bed/gurney which the resident is transferring to should not have a gap greater than 5cm or 2 inches from the bed. Make sure the bed/gurney casters should be locked during transfer and is slightly lower from the surface where the resident is being transferred from. Grasp the handles on both sides of the sheet and pull the resident towards the surface you are transferring to (Fig. 3). Make sure when doing the transferring the bed rails are in the up position except the ones between the two surfaces.



Resident Repositioning

1. Place the Skil-Care Slide Sheet under the resident utilizing the “Log Roll” or similar technique (Fig. 1).
2. Position the Skil-Care Slide Sheet completely under resident (Fig. 2).
3. Always make sure the casters on the bed/gurney are locked during the repositioning of the resident. One caregiver on each side will grasp the handles of the underside of the sheet and gently pull the sheet towards the head of the bed.



Caution

- DO NOT leave the Skil-Care Slide Sheet unattended under a resident or on their bed at any time.
- DO NOT use the slide sheets to lift patients. Only use to slide, reposition or transfer patients.
- Patient positioning should be done according to your facility’s patient handling procedures.
- Before each use check the system for signs of wear and replace when necessary.

Easy Care

Skil-Care Slide Sheet can be laundered at temperatures below 82°C, 180°F or wiped clean using a damp cloth.