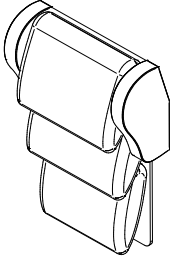
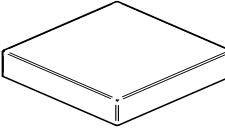
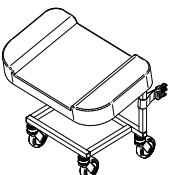
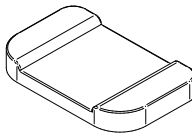
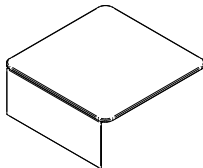
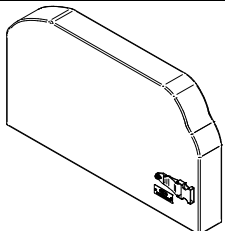
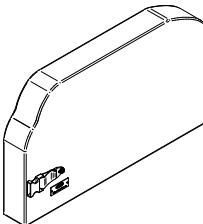
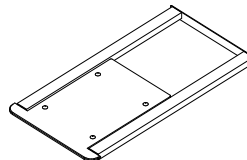



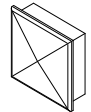
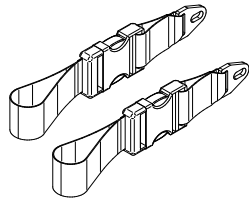
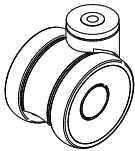
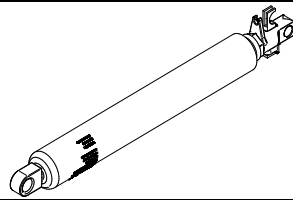
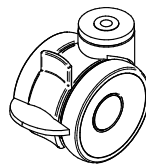
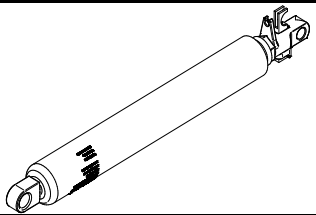
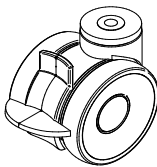



Seating Matters

Atlanta Parts List

Please refer to drawing views for location of parts listed below.

Part Number	DESCRIPTION	IMAGE	Part Number	DESCRIPTION	IMAGE
PN1130	Atlanta Waterfall Back (Seat Width Required)		PN6	Seat Cushion – 500mm Wide	
PN1121	Atlanta Leg Rest (Complete with Male Attachment Belts)		PN73	Leg Rest Top	
PN1134	Baseboard and Flap (Seat Width Required)		PN1122	V2 Right Arm (108mm Thick) (Seat Width Required)	
PN1124	V2 Left Arm (108mm Thick) (Seat Width Required)		PN1129	Sliding Footplate (Seat Width Required)	

PN41	Handle Grip		PN385	Box Cap (25mm x 25mm)	
PN77	Leg Rest Attachment Belts (Pair)		PN115	125mm Twin Castor - Non-Braking	
PN30	280N Gas Strut (Leg Rest)		PN116	125mm Twin Castor - Braking	
PN25	850N Gas Strut (Tilt & Recline)		PN117	125mm Twin Castor - Directional Lock	
PN27	1300mm Release Cable (Tilt & Recline)		PN63	1000mm Release Cable (Leg Rest)	