

Traction / Decompression Systems and Therapeutic Tables

Neural-Flex® Decompression System—ME4100



Features

- Lateral motion decompression drive mount
- Powered front and rear sections smoothly transition the patient to a centralized position
- Adjustable tension spring
- Bolster-less leg elevation
- Powered flexion and extension to 45 degrees
- Comfortable headrest with large breathe-through opening
- Full body vibration
- Retractable arm rests allow more surface for larger patients
- Upper section pivots at L-5
- Integrated powered caudal surfaces and elevation control 18 in to 39 in (46 cm to 99 cm)
- Locking casters



Table Specifications

- 110 V~ 50/60 Hz or 220 V~ 50/60 Hz
- Dimensions: 98 in (L) x 28 in (W) x 43 in (H)
250 cm (L) x 71 cm (W) x 109 cm (H)
- Weight: 251 lbs. (114 kg)
- Warranty: 2 years, no warranty on fabric tears

Included Components:

- Neural-Flex table
- MTD 4000 programmable traction head unit
- Quick-Ease™ Lumbar belt System
- Max Relax Face Cushion
- Clinical Cervical Device with RB Pillow
- In-Service Videos and Online Training

Colors



Mettler Electronics Corp.

Traction / Decompression

MTD 4000, Traction Head Unit—ME4000



Features

- Maximum Output Force: 90 Kg / 198 lbs.
- Easy to use
- Active displays show all treatment parameters and progress.
- Multiple sensors and safety controls
- Adjustable Hold/Rest times
- Continuous and intermittent traction with multiple speed selection
- Mounts to almost any table platform
- Memory to store up to 8 user-defined protocols

Specifications

- AC 110 V~120 V, 50/60 Hz or AC 220 V~240 V, 50/60 Hz
- L 14.2 in × W 12.2 in × T 9 in (L 36 cm × W 31 cm × T 22.9 cm)
- 32 lbs. (14.5 kg)
- Warranty: 2 years

Mettler Traction System—ME4200



Features

- 1 Motorized Actuator for Hi/Lo Adj.
- Equipped with 1 Motorized Actuator for Center Arching
- 3 Sides Elevating Bars
- Twin "Oversized" Pillars for Added Stability
- Individual "Leveling Foot" on All 4 Corners
- Retractable Casters at Both Ends
- Twin Gas Struts for Solid Head Section Support

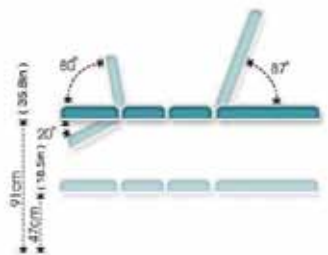
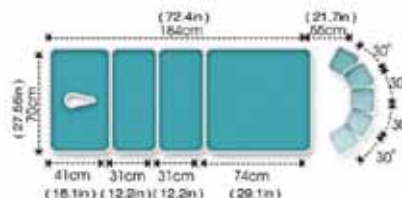
Included Components:

- Mettler Traction Table
- MTD 4000 programmable traction head unit
- Quick-Ease™ Lumbar belt System
- 2 x Bolsters

Table Specifications

- 100~240 VAC, 50/60 Hz
- Height: 18.5 in to 35.8 in (47 cm to 91 cm)
- Weight: 227.7 lbs. (103.5 kg)
- Warranty: 1 year on Mechanical Parts
2 years on Electronics
3 years on Frame

Colors



Therapeutic Tables

2 Section Therapeutic Table—ME4500



Colors

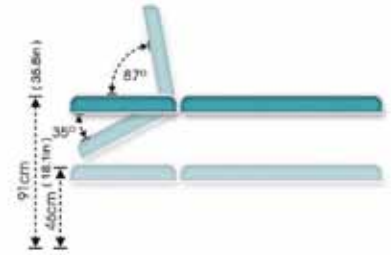
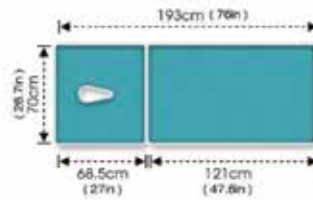


Specifications

100~240 VAC, 50/60 Hz
 Height: 18.1 in to 35.8 in
 (46 cm to 91 cm)
 Weight: 150.7 lbs. (68.5 kg)
 Warranty: 1 year on Mechanical Parts
 2 years on Electronics
 3 years on Frame

Features

Motorized Actuator for Hi/Lo Adj.
 Locking casters
 4 Sides Elevating Bars
 Individual "Leveling Foot" on All 4 Corners
 Twin Gas Struts for Solid Head Section Support



3 Section Therapeutic Table, no drop end—ME4400



Colors

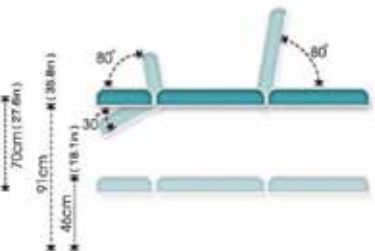
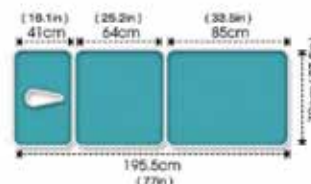


Specifications

100~240 VAC, 50/60 Hz
 Height: 18.1 in to 35.8 in
 (46 cm to 91 cm)
 Weight: 172.7 lbs. (78.5 kg)
 Warranty: 1 year on Mechanical Parts
 2 years on Electronics
 3 years on Frame

Features

Motorized Actuator for Hi/Lo Adj.
 Locking casters
 4 Sides Elevating Bars
 Individual "Leveling Foot" on All 4 Corners
 Twin Gas Struts for Solid Head Section Support



3 Section Therapeutic Table—ME4600



Colors



Specifications

100~240 VAC, 50/60 Hz
 Height: 18.1 in to 35.8 in
 (46 cm to 91 cm)
 Weight: 159.5 lbs. (72.5 kg)
 Warranty: 1 year on Mechanical Parts
 2 years on Electronics
 3 years on Frame

Features

Motorized Actuator for Hi/Lo Adj.
 Locking casters
 Hand control/Foot control 2 Buttons
 Individual "Leveling Foot" on All 4 Corners
 Twin Gas Struts for Solid Head Section Support

