



Metal & Mobility Products
 Inc.
Making Your Life Easier

SafetySure® Transfer Handle

Transfer Handle for Home Style Beds
 Model #2026

Installation



Step 1: Lay out parts and check against parts inventory before assembling.

Parts Inventory:

- A. Pre-assembled base plate, with attached Safety Strap.
- B. 1 Transfer Handle, with installed snap bolt
- C. 1 7/16" nut, wrench
- D. 1 screw





Step 2: Remove mattress. Lay pre-assembled base plate (A) on box spring. Position at least 14" from both headboard and footboard. Receiving tubes should be facing up and positioned at the side of the bed.



Step 3: Insert Transfer Handle into the base plate (A), pressing in snaps. Ensure that both snaps are fully extended through holes. **Secure 7/16" safety nut to fully extended snap bolt with wrench (C.)**

Step 4: Extend the Safety Strap on the base plate (A) to the far side of the bed. Secure to the bed frame. Adjust until there is no slack in the strap. **Lock the buckle by installing included screw.** Place mattress on bed.



IMPORTANT: Make final adjustment so that there is no gap between the transfer handle and the mattress to avoid entrapment.

Maintenance

On a weekly basis, check tightness of installation including nut, strap, and fit against mattress.

Cleaning

When needed use soap and water or disinfectant wipes to clean metal parts. Keep water off of wooden base plate as much as possible.

Important

This Transfer Handle is not intended to be a Bed Rail. It's purpose is to only to provide a handle to assist in getting in and out of bed.

Weight Limit 250 lbs.



WARNING

SUFFOCATION STRANGULATION ENTRAPMENT HAZARD

If product is installed incorrectly or moves from its initial position, gaps can occur which can entrap and kill. People with Alzheimer's disease, dementia, or other neurological conditions, or those who are sedated, confused, or frail, are at increased risk of entrapment, suffocation, and strangulation.

- NEVER use unless product is tight against mattress, without gaps, and at least 14" from headboard and footboard.
- NEVER use with children.
- NEVER use on toddler, bunk, water, inflatable, day, articulating beds, or on beds with mattress toppers or soft compressible pads. **Not for use on hospital style beds.** ONLY use with 8"-13" thick mattress, Twin, Twin XL, Full, Queen, King, and California King.
- NEVER use product without properly securing it to bed. Incorrect installation can allow product to move away from mattress, bed frame and/or head or foot boards, which can lead to entrapment and death.

Included safety strap must be properly secured.

If the product is not properly used, entrapment, serious injury or death could result.

This product is not intended to carry the full weight of an individual. The product is only intended to assist in bed mobility and rising to a sitting position.








These instructions must be carefully followed to insure that the product is properly assembled, installed and used for the stated purpose.

If you have any questions or concerns please contact Metal & Mobility Products
Not for use on hospital style beds.



Metal & Mobility Products
inc
Making Your Life Easier

Areas of entrapment designated by the FDA should always be of concern when evaluating proper use of this product.

<p>Zone 1 - Entrapment within the rail</p> 	<p>Zone 2 - Entrapment under the rail, between the rail supports or next to a single rail support</p> 
<p>Zone 3 - Entrapment between the rail and mattress</p> 	<p>Zone 4 - Entrapment under the rail, at the end of the rail</p> 
<p>Zone 5 - Entrapment between split bed rails</p> 	<p>Zone 6 - Entrapment between the end of the rail and the side edge of the head or foot board</p> 
<p>Zone 7 - Entrapment between head or foot board and the mattress end</p> 	



WARNING

STOP using immediately if damaged or broken, or if parts are missing.

STOP using immediately if product shifts out of its original position until it is readjusted into the original position.

In addition to contacting the manufacturer directly, consumers should report problems to the CPSC at its website,

If you have any questions or concerns please contact Metal & Mobility Products



WARNING

ENTRAPMENT, STRANGULATION, SUFFOCATION AND FALL HAZARDS

Gaps in and around this product can entrap and kill. People with Alzheimer's disease or dementia, or those who are sedated, confused, or frail, are at increased risk of entrapment and strangulation. People attempting to climb over this product are at increased risk of injury or death from falls. Always make sure this product is properly secured to bed. If product can move away from bed or mattress, it can lead to entrapment and death.

WARNING: If the strap provided is not properly secured the product may move into an unsafe position which increases the danger of entrapment. See instructions for proper use of the straps.



Metal & Mobility Products
inc
Making Your Life Easier