

(79-95510-S, 79-95520-M, 79-95530-L)

The MINITRAX walking brace is effective for the treatment of forefoot, midfoot, and hindfoot injuries; foot fractures; soft tissue, tendon or ligament injuries or procedures; acute or post-operative care (ie. bunionectomy, removal of a bunion, osteotomy, removal of bone near a damaged joint, etc.); and ankle sprains. Effective in fracture healing.

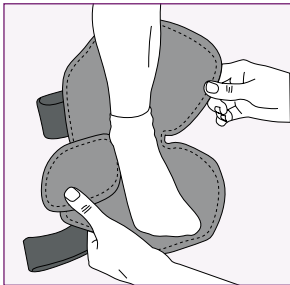
Application Information

A cotton or cast sock will enhance comfort – NOT INCLUDED

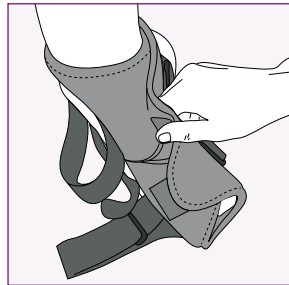
1. Prepare Boot

Unfasten straps and open liner.

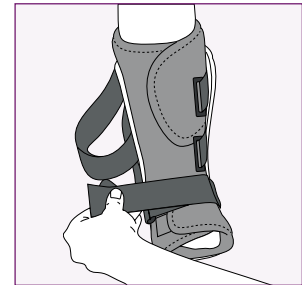
2. Apply Boot



While seated, place foot in brace.



Position heel in back of brace. Wrap liner around foot and then ankle.



Secure straps from bottom to top. Tighten until snug and comfortable.

3. Remove Brace

To remove the brace, unfasten the straps, open the liner and remove the boot.

CLEANING INSTRUCTIONS:

The foam liner may be hand-washed in 86°F/30°C water with mild detergent and air-dried. Do not put in dryer or use other heat source to dry.



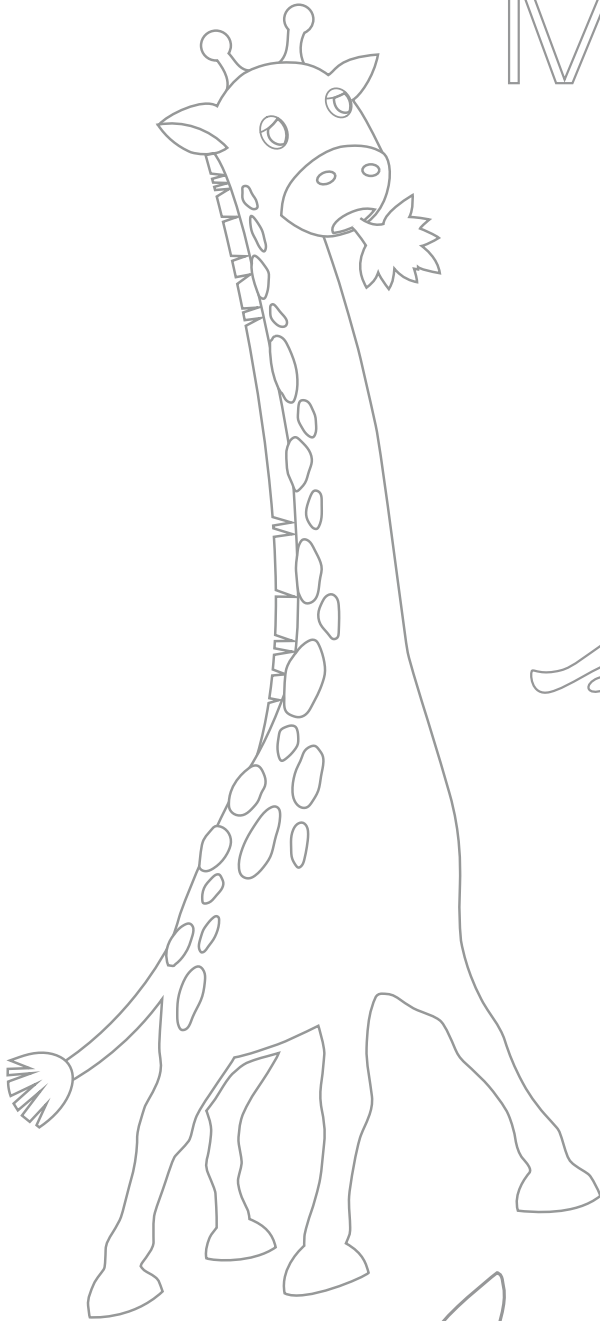
MATERIAL COMPONENTS

Shell:Nylon
Straps: Woven Nylon
Liner: Nylon/Polyurethane/Polyester (Outer/Foam /Inner Mesh)
Binding: Polyester
Outer Sole / Insole: EVA/Rubber

Let's Color!



MINITRAX



Name: _____